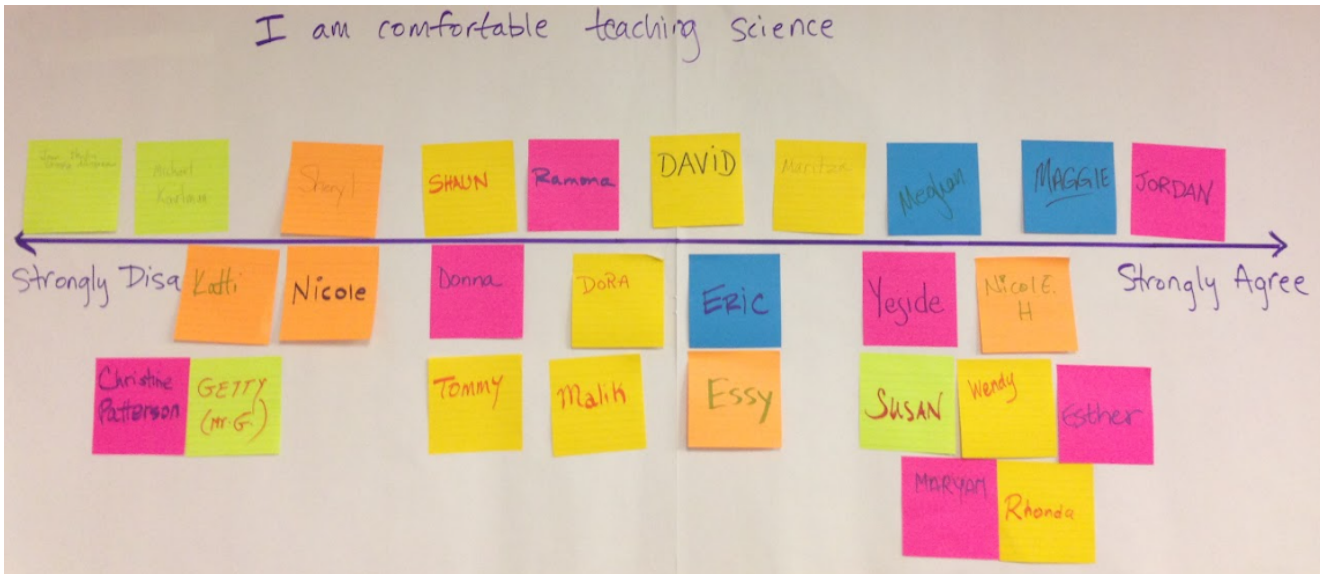


Spectrum | CollectEdNY

collectedny.org/frameworkposts/spectrum/

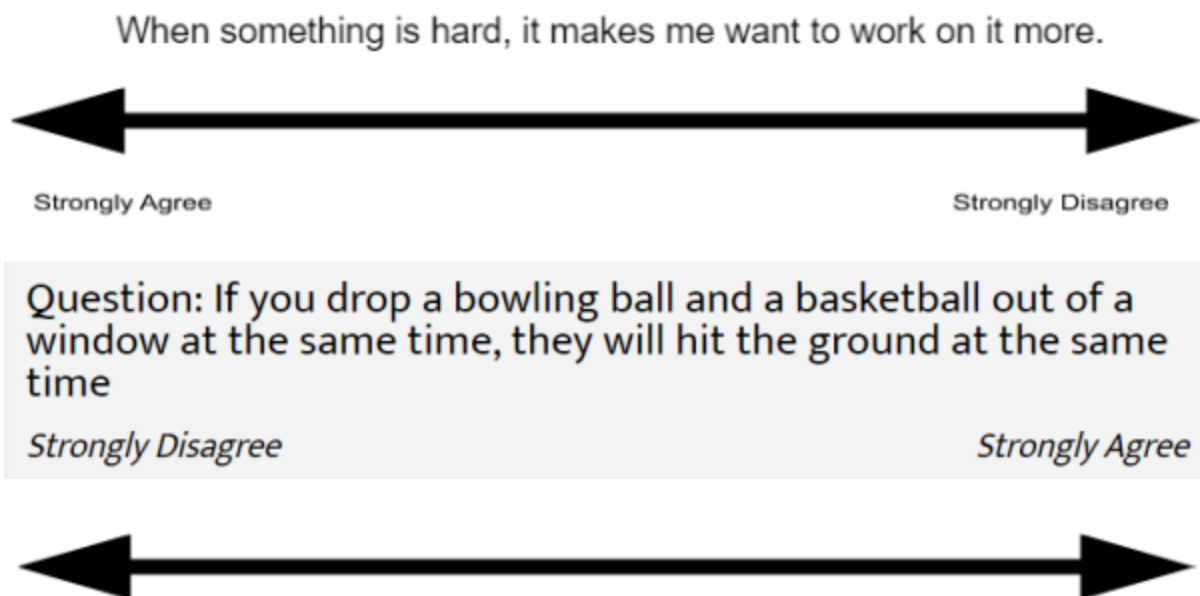
September 14, 2022



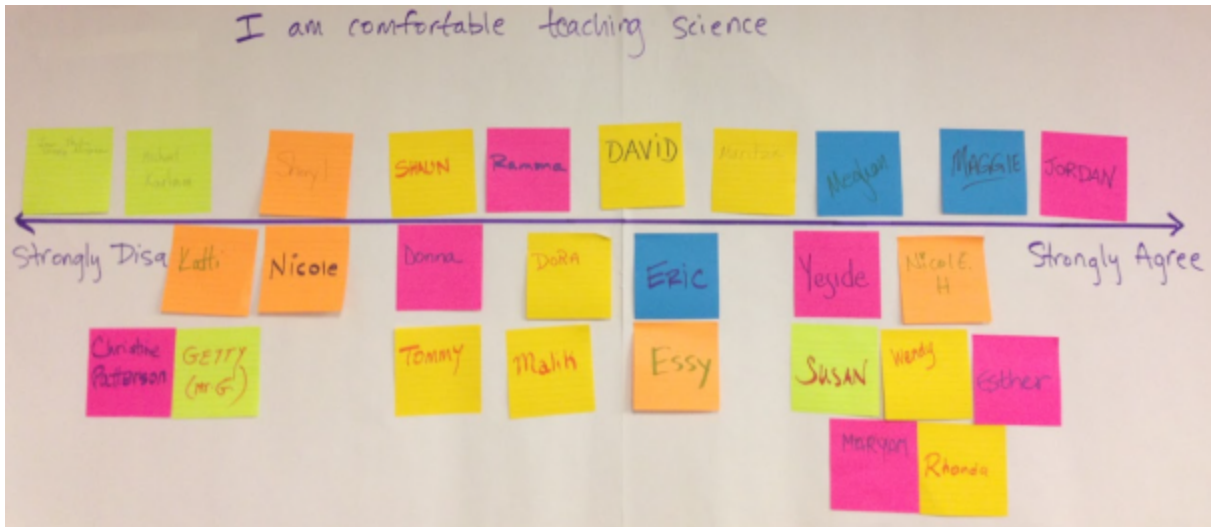
This warm-up is good for introducing a topic to get a sense of what people know and what they think before jumping into the content of the day. It also works in meetings with staff!

Prep: Create spectrum on a piece of newsprint or a corner of the board. Write a statement above the spectrum, which students can agree or disagree with.

Here are a couple examples:



Example from a teacher workshop:



You can also ask a question with a range of answers:

Question: How many hours of sleep did you get yesterday?

Less than 4

More than 8



As participants come into class, have them place a sticky note on a position somewhere on the spectrum, depending on their answer to the question. You might choose to have participants write their names on the sticky notes or leave them anonymous, depending on the question.

Partners: After everyone has had a chance to place their response on the spectrum, have them turn to a partner and discuss why they chose that position.

Whole group: What do you all notice when you look at the spectrum? What did you talk about with your partner?

Reflection:

- What was this activity like for you? What did you think of it?
- What can we learn from the responses?

Other possible spectrum statements:

- It is important to vote in every election.
- Charging cars to drive into lower Manhattan is a good idea.
- How do you feel about the mathematics on the high school equivalency exam?

Before a climate change unit...

- The climate has changed during my lifetime. It's hotter in the summer and the weather is more extreme than it used to be.
- Global warming is not caused by human activity.
- There is nothing I can do that will help stop climate change.

Note:

It is okay for people to move their sticky note after conversation! You might even ask the group if anyone would like to move their note after the discussion.